

National Institutional Ranking Framework
Ministry of Human Resource Development
Government of India



[HOME](#)[ABOUT](#)[NIR](#)[PARAMETERS](#)[DOCUMENTS](#)[RANKING](#)[FEEDBACK](#)[CONTACT](#)

2017

2016

Welcome to Data Capturing System: ENGINEERING

Institute Name: CAMBRIDGE INSTITUTE OF TECHNOLOGY (IR17-ENGG-2-14171)

[Student Details](#)
[Faculty Details](#)
[Facilities](#)
[IPR / Research Funding](#)
[PCS Facilities](#)
[Upload Format](#)
[Declaration](#)

×

Student Details

Institute ID: IR17-ENGG-2-14171

Institute Name: CAMBRIDGE INSTITUTE OF TECHNOLOGY

Edit

Sanctioned (Approved) Intake

Academic Year	2015-16	2014-15	2013-14	2012-13	2011-12
UG [4 Years Program(s)]	630	630	504	504	---
PG [2 Years Program(s)]	108	108	---	---	---
Ph.D students enrolled	20	---	---	---	---

Total Actual Student Strength (Program(s) Offered by Your Institution)

(All programs of all years)	No. of Male Students	No. of Female Students	Total Students	Within State (Including male & female)	Outside State (Including male & female)	Outside Country (Including male & female)	Economically Backward (Including male & female)	Socially Challenged (SC+ST+OBC Including male & female)
UG	1291	763	2054	2015	38	1	20	1160
PG	56	51	107	91	16	0	0	67
Ph.D	14	6	20	20	0	0	0	0

Placement & Higher Studies

UG [4 Years Program(s)]: Placement & higher studies for previous 3 years

Academic Year	No. of first year students admitted in the year	Academic Year	No. of students admitted (Lateral Entry)	Academic Year	No. of students graduating in minimum stipulated time	No. of students placed through campus placement	Median salary of placed graduates (Amount in Rs.)	No. of students selected for Higher Studies
(2010-11)	372	(2011-12)	70	(2013-14)	315	177	300000 (Three Lakhs Rupees Only)	26
(2011-12)	386	(2012-13)	64	(2014-15)	339	159	350000 (Three Lakhs Fifty Thousand Rupees Only)	32
(2012-13)	1559	(2013-14)	72	(2015-16)	373	140	400000 (Four Lakhs Rupees Only)	26

PG [2 Years Program(s)]: Placement & higher studies for previous 3 years

Academic Year	No. of first year students admitted in the year	Academic Year	No. of students graduating in minimum stipulated time	No. of students placed through campus placement	Median salary of placed graduates (Amount in Rs.)	No. of students selected for Higher Studies
(2012-13)	46	(2013-14)	45	2	300000(Three Lakhs Rupees Only)	0
(2013-14)	81	(2014-15)	79	3	350000(Three Lakhs Fifty Thousand Rupees Only)	0
(2014-15)	107	(2015-16)	101	0	0(Zero)	0

Entrepreneurship

No. of sustained spin-off companies set up over the previous 5 years (2011-2016)(Companies started by the Students/Alumni/Faculty in the institutions business incubators):

Top University Admission Data

No. of graduating students from your institution who were admitted into Top University/Institution to pursue higher studies in the year 2015-16:

[View uploaded document \(Url\)](#)

No. of PG students admitted into your institutions from Top Institution in the year 2015-16:

No. of Ph.D students admitted into your institutions from Top Institution in the year 2015-16:

Total No.of PG & Ph.D students admitted:

Ph.D Student Details

No. of Ph.D students graduated (including Integrated Ph.D)

2015-16	2014-15	2013-14
0	0	0

- [Home](#)
- [About NIRF](#)
- [Parameters](#)
- [Documents](#)
- [Feedback](#)
- [Ranking](#)
- [Contact](#)

Copyright © 2015, National Institutional Ranking Framework (NIRF), 2015 MHRD. All rights reserved.

[Supported Browsers](#)

[Back to Top](#)



[DCS HOME PAGE](#)
[Change Password](#)
[Logout](#)



National Institutional Ranking Framework
Ministry of Human Resource Development
Government of India

Financial Resources: Utilised Amount for the Capital & Operational expenditure for previous 3 years

Financial Year	2015-16	2014-15	2013-14
	Utilised Amount	Utilised Amount	Utilised Amount
Annual Capital Expenditure on Academic Activities and Resources (excluding expenditure on buildings)			
Library	1580965 (Fifteen lakhs eighty thousand nine hundred and sixty five only)	1993676 (Nineteen lakhs ninety three thousand six hundred and seventy six monly)	692197 (six lakhs ninety two thousand one hundred and ninety seven only)
New Equipment for Laboratories	3849026 (Thirty Eight Lakhs Forty Nine Thousand and twenty Six Rupees Only)	380000 (Three Lakhs Eighty Thousand Rupees Only)	2164601 (Twenty One Lakhs Sixty Four Thousand Six Hundred and Zero One Rupees Only)
Engineering Workshops	1000000 (Ten Lakhs Rupees Only)	1200000 (Twelve Lakhs Rupees Only)	1200000 (Twelve Lakhs Rupees Only)
Studios	500000 (Five Lakhs Rupees Only)	0 (Zero)	0 (Zero)
Other suitably identified academic activities	200000 (Two Lakhs Rupees Only)	100000 (One Lakhs Rupees Only)	100000 (One Lakhs Rupees Only)
Annual Operational Expenditure			
Salaries (Teaching and Non Teaching staff)	72401588 (seven crores twenty four lakhs one thousand five hundred and eighty eight only)	67000058 (six crore seventy lakhs and fifty eight rupees only)	60788643 (six crores seven lakhs eighty eight thousand six hundread and fourty thjree onlyf)
Maintenance of Academic Infrastructure or consumables, other running expenditures, Seminars/Conferences/Workshops etc. (excluding maintenance of hostels and allied services)	4653252 (Forty six lakhs fifty three thousand two hundred and fifty two rupees	9389858 (Ninety three lakhs eighty nine thousand eight hundred and fifty	6972078 (Sixty nine lakhs seventy two thousand and seventy eight

Financial Year	2015-16	2014-15	2013-14
	Utilised Amount	Utilised Amount	Utilised Amount
	only)	eight rupees only)	rupees only)
Total actual students strength in the corresponding academic year.	2161	0	0

Other Details (Women Diversity)

No. of women members in senior administrative positions, such as Head of Departments, Dean or Institute Heads in previous academic year (2015-16):

- [Home](#)
- [About NIRF](#)
- [Parameters](#)
- [Documents](#)
- [Feedback](#)
- [Ranking](#)
- [Contact](#)


Copyright © 2015, National Institutional Ranking Framework (NIRF), 2015 MHRD. All rights reserved.

Supported Browsers



[Back to Top](#)

[DCS HOME PAGE](#)
[Change Password](#)
[Logout](#)



National Institutional Ranking Framework

Ministry of Human Resource Development
Government of India



HOME ABOUT NIRF PARAMETERS DOCUMENTS RANKING FEEDBACK CONTACT

2017

2016

Welcome to Data Capturing System: ENGINEERING

Institute Name: CAMBRIDGE INSTITUTE OF TECHNOLOGY (IR17-ENGG-2-14171)

Student Details

Faculty Details

Facilities

IPR / Research Funding

PCS Facilities

Upload Format

Declaration

Open Preview Modal Popup

×

Faculty Details

Institute ID: IR17-ENGG-2-14171

Institute Name: CAMBRIDGE INSTITUTE OF TECHNOLOGY

Edit

Faculty Details

#	Name	Age	Designation	Gender	Qualification	Experience (In Months)
1	A V Seetha Girisha	51	Professor	Male	Ph.D	264
2	Elongavan K	37	Associate Professor	Male	Ph.D	180
3	A G Malathesha varma	67	Other	Male	M.Tech	504
4	Akkanagamma	33	Assistant Professor	Female	Ph.D	98
5	Akshatha Rao L	24	Assistant Professor	Female	M.Tech	4
6	Amaresha N	30	Assistant Professor	Male	M.Sc.	102
7	Anand kulkarni	27	Assistant Professor	Male	M.Tech	12
8	Anupama J	33	Assistant Professor	Female	M.Tech	72
9	Aravind HR	34	Assistant Professor	Male	M.Sc.	138
10	Arun Kumar K	29	Assistant Professor	Male	M.Tech	36
11	Arun LR	38	Assistant Professor	Male	M.Tech	144
12	ARUNA VEMPALLI YETURI	28	Assistant Professor	Female	M.Tech	60
13	Asma Taj HA	27	Assistant Professor	Female	M.Tech	26
14	Badrinath	37	Professor	Male	Ph.D	144
15	Basavaraju C	42	Associate Professor	Male	M.Tech	228
16	BEENA S	29	Assistant Professor	Female	M.Tech	40
17	Bhagavant K Deshpande	44	Associate Professor	Male	M.Tech	180

#	Name	Age	Designation	Gender	Qualification	Experience (In Months)
18	Bhagyasree Ambhorey	32	Assistant Professor	Female	M.Tech	66
19	Bharani B R	32	Assistant Professor	Female	M.Tech	36
20	Bharath V S	40	Professor	Male	Ph.D	216
21	Bhavana P	34	Assistant Professor	Female	M.Tech	96
22	Bhuvaneshwari S B	27	Assistant Professor	Female	M.Tech	24
23	Chaithra S	33	Assistant Professor	Female	M.Tech	96
24	CHAITRA R	29	Assistant Professor	Female	M.Tech	84
25	Chandrakanth N	35	Professor	Male	Ph.D	132
26	Chandrik P	27	Assistant Professor	Male	M.Tech	29
27	Chethana Gosal	31	Assistant Professor	Female	M.Tech	84
28	Deepthi S	34	Assistant Professor	Female	M.Tech	132
29	Devi Revathi S	31	Assistant Professor	Female	M.Tech	84
30	G H Srikanth	54	Professor	Male	Ph.D	294
31	G Indumathi	51	Professor	Female	Ph.D	324
32	G P Ganesha	28	Assistant Professor	Male	M.Tech	39
33	Ganesh D R	26	Assistant Professor	Male	M.Tech	36
34	Geetha P	37	Assistant Professor	Female	M.Tech	101
35	Gireesh C S	28	Assistant Professor	Male	M.Tech	52

#	Name	Age	Designation	Gender	Qualification	Experience (In Months)
36	Girish H	38	Associate Professor	Male	M.Tech	168
37	GUPTA V K	40	Assistant Professor	Male	M.Tech	196
38	Harini	30	Assistant Professor	Female	M.Tech	25
39	Harini S	26	Assistant Professor	Female	M.Tech	26
40	Hema Anantharam	38	Associate Professor	Female	M.Tech	136
41	Jayanthi M G	37	Associate Professor	Female	M.Tech	156
42	Jenita Subhash	32	Assistant Professor	Female	M.Tech	108
43	K Deepa	27	Assistant Professor	Female	M.Tech	24
44	K H Hema Kumar	38	Associate Professor	Male	Ph.D	158
45	K Janardhan Singh	38	Associate Professor	Male	M.Tech	180
46	K S Nagendra	63	Professor	Male	Ph.D	492
47	K Satyanarayan Reddy	52	Professor	Male	Ph.D	324
48	K Swathi	28	Assistant Professor	Female	M.Tech	48
49	Kalairashi	35	Associate Professor	Female	Ph.D	126
50	Kanunesh	30	Assistant Professor	Male	M.Tech	96
51	Karthik R	29	Assistant Professor	Male	M.Tech	72
52	Kavya T C	29	Assistant Professor	Female	M.Tech	48

#	Name	Age	Designation	Gender	Qualification	Experience (In Months)
53	Krishna Kumar P R	38	Associate Professor	Male	M.Tech	180
54	Kumara Swamy D	66	Professor	Male	M.Tech	480
55	Kusummanavar Basavaraj	35	Assistant Professor	Male	M.Tech	84
56	L Bharath	28	Assistant Professor	Male	M.Tech	64
57	Leela Chandrakanth T	32	Assistant Professor	Male	M.Tech	72
58	Lokesha A M	32	Assistant Professor	Male	M.Tech	101
59	Mahadevaswamy M	30	Assistant Professor	Male	M.Sc.	72
60	Mahendra B M	30	Assistant Professor	Male	M.Tech	54
61	Mamatha V	31	Assistant Professor	Female	M.Sc.	126
62	Manasa G P	30	Assistant Professor	Female	M.Tech	33
63	Mangala K G	27	Assistant Professor	Female	M.Tech	29
64	Manikandan	25	Assistant Professor	Male	M.Tech	24
65	Manjunath A N	31	Assistant Professor	Male	M.Tech	72
66	Manjunath K V	36	Assistant Professor	Female	M.Tech	78
67	Manjunath TV	33	Assistant Professor	Male	M.Tech	60
68	Manjunatha S	34	Associate Professor	Male	M.Tech	120
69	Milina K	33	Assistant Professor	Female	M.Sc.	101

#	Name	Age	Designation	Gender	Qualification	Experience (In Months)
70	MOHANDAS R	44	Associate Professor	Male	M.Tech	156
71	Nagaraj NS	64	Professor	Male	M.Tech	480
72	Narayana Prasad	67	Professor	Male	M.Sc.	437
73	Naveen G S	28	Assistant Professor	Male	M.Tech	36
74	Naveen Kumar A	34	Assistant Professor	Male	M.Tech	120
75	Naveena M	28	Assistant Professor	Male	M.Tech	60
76	Nikitha Shree	28	Assistant Professor	Female	M.Tech	36
77	Padmavathy N	42	Assistant Professor	Female	M.Sc.	171
78	Pallavi Warad	29	Assistant Professor	Female	M.Tech	56
79	Pankaja K	44	Associate Professor	Female	M.Tech	120
80	Pavithra NK	37	Assistant Professor	Female	M.Tech	72
81	Preetha S	40	Assistant Professor	Female	M.Sc.	162
82	Preeti S	38	Associate Professor	Female	M.Tech	168
83	Priyadarshini K M	28	Assistant Professor	Female	M.Tech	48
84	Priyadarshini M	32	Assistant Professor	Female	M.Tech	84
85	Puneeth Kumar SV	29	Assistant Professor	Male	M.Tech	60
86	Punith S	29	Assistant Professor	Male	M.Tech	36

#	Name	Age	Designation	Gender	Qualification	Experience (In Months)
87	Pushpanathan G	24	Assistant Professor	Male	M.Tech	3
88	R Rashmi	26	Assistant Professor	Female	M.Tech	53
89	R Srividya	30	Assistant Professor	Female	M.Tech	61
90	Raghavendra T S	35	Associate Professor	Male	M.Tech	132
91	Raghunath Reddy M V	38	Assistant Professor	Male	M.Tech	120
92	Rajesh Kumar S	32	Assistant Professor	Male	M.Tech	96
93	Rajini K C	28	Assistant Professor	Female	M.Tech	48
94	Rakesh V S	27	Assistant Professor	Male	M.Tech	36
95	RAMESH KUMAR V	39	Associate Professor	Male	M.Tech	182
96	Ramesh R L	48	Professor	Male	M.Tech	291
97	Ramesh T	41	Assistant Professor	Male	M.Sc.	198
98	Rangaswamaiah	28	Assistant Professor	Male	M.Tech	72
99	Rasagna P R	27	Assistant Professor	Female	M.Tech	72
100	Ravi Kumar M	35	Assistant Professor	Male	M.Tech	108
101	Raviraj V Antin	51	Associate Professor	Male	M.Tech	300
102	Rekha J	39	Assistant Professor	Female	M.Sc.	192
103	Reshma Dsouza	31	Assistant Professor	Female	M.Tech	60

#	Name	Age	Designation	Gender	Qualification	Experience (In Months)
104	Roopa Govind	29	Assistant Professor	Female	M.Tech	96
105	Roopa M	35	Assistant Professor	Female	M.Tech	156
106	Ruchi Sharma	31	Assistant Professor	Female	M.Tech	101
107	Rudresh kumar K J	41	Associate Professor	Male	Ph.D	182
108	S Lalith Kumar	26	Assistant Professor	Male	M.Tech	19
109	S P Suma	47	Professor	Female	Ph.D	258
110	S R Shanthi	46	Professor	Female	Ph.D	294
111	S SANGEETHA	25	Assistant Professor	Female	M.Tech	13
112	Sabiha Parveen	28	Assistant Professor	Female	M.Tech	3
113	Sagar K G	31	Assistant Professor	Male	M.Tech	72
114	Sandeep Kumar	40	Associate Professor	Male	M.Tech	192
115	Sandeep R	31	Associate Professor	Male	M.Tech	120
116	Sandhya V	32	Assistant Professor	Female	M.Sc.	77
117	Santosh Pawan Kumar	29	Assistant Professor	Male	M.Tech	72
118	Sapna	34	Assistant Professor	Female	M.Tech	101
119	Sathya Priya A	31	Assistant Professor	Female	M.Tech	96
120	Shakila D	38	Assistant Professor	Female	M.Tech	137
121	Shankar S	53	Professor	Male	Ph.D	372

#	Name	Age	Designation	Gender	Qualification	Experience (In Months)
122	Shashi Kumar D R	53	Professor	Male	Ph.D	348
123	Shashidhara H L	51	Professor	Male	Ph.D	288
124	SHASHIDHARA K N	63	Professor	Male	M.Tech	456
125	Shilpa B	37	Assistant Professor	Female	M.Tech	140
126	Shilpa S	27	Assistant Professor	Female	M.Sc.	66
127	Shilpa V	29	Assistant Professor	Female	M.Tech	72
128	Shiva Panchakshari T G	41	Associate Professor	Male	M.Tech	240
129	Shivakumar Dalali	41	Associate Professor	Male	M.Tech	192
130	SHIVAMURTHY K P	35	Assistant Professor	Male	M.Tech	101
131	Shivananda	37	Associate Professor	Male	M.Tech	188
132	Shobha S	41	Associate Professor	Female	M.Tech	216
133	Shruthi A	28	Assistant Professor	Female	M.Tech	48
134	Shruthy K S	29	Assistant Professor	Female	M.Sc.	50
135	Shyam Sundar V	31	Assistant Professor	Male	M.Tech	84
136	Somashekar Angadi	59	Assistant Professor	Male	LLM	114
137	Sonia Maria Dsouza	31	Assistant Professor	Female	M.Tech	96
138	Soniadevi	33	Assistant Professor	Female	M.Tech	84
139	Soumya M	29	Assistant Professor	Female	M.Tech	48

#	Name	Age	Designation	Gender	Qualification	Experience (In Months)
140	Sowmya G H	31	Assistant Professor	Female	M.Tech	84
141	Sowmya K P	28	Assistant Professor	Female	M.Tech	60
142	Srinivas S	46	Associate Professor	Male	M.Tech	312
143	Srinivasulu G	44	Associate Professor	Male	M.Tech	228
144	Sudhakar S	28	Assistant Professor	Male	M.Sc.	54
145	Suhas U	27	Assistant Professor	Male	M.Tech	48
146	Sujatha B G	48	Associate Professor	Female	M.Tech	244
147	Suresh AL	26	Lecturer	Male	B.E	36
148	Suresh L	49	Professor	Male	Ph.D	324
149	T K Ananthakumar	61	Professor	Male	M.Tech	435
150	Trinadh Reddy K V S V	39	Associate Professor	Male	M.Tech	204
151	U Mehaboob Pasha	45	Professor	Male	Ph.D	252
152	Veda D	25	Assistant Professor	Female	M.Tech	11
153	Veerappa S C	37	Assistant Professor	Male	M.Tech	132
154	Venkataswamy K V	39	Assistant Professor	Male	M.Sc.	198
155	Vidya C	28	Assistant Professor	Female	M.Tech	42
156	Vikramathithan A C	40	Associate Professor	Male	M.Tech	180
157	Vimaladevi J	35	Associate Professor	Female	M.Tech	120

#	Name	Age	Designation	Gender	Qualification	Experience (In Months)
158	Vinayaka S P	34	Assistant Professor	Male	M.Tech	113
159	Vishnu S	24	Assistant Professor	Male	M.Tech	3
160	Yamuna P	27	Assistant Professor	Female	M.Tech	3
161	Yeshoda S	35	Associate Professor	Female	M. Phil	126

[Home](#)
[About NIRF](#)
[Parameters](#)
[Documents](#)
[Feedback](#)
[Ranking](#)
[Contact](#)


Copyright © 2015, National Institutional Ranking Framework (NIRF), 2015 MHRD. All rights reserved.

Supported Browsers



[Back to Top](#)

[DCS HOME PAGE](#)
[Change Password](#)
[Logout](#)



National Institutional Ranking Framework

Ministry of Human Resource Development
Government of India



HOMEABOUT NIRFPARAMETERSDOCUMENTSRANKINGFEEDBACKCONTACT

2017

2016

Welcome to Data Capturing System: ENGINEERING

Institute Name: CAMBRIDGE INSTITUTE OF TECHNOLOGY (IR17-ENGG-2-14171)

Student Details

Faculty Details

Facilities

IPR / Research Funding

PCS Facilities

Upload Format

Declaration

Open Preview Modal Popup

×

IPR / Research Funding

Institute ID: IR17-ENGG-2-14171

Institute Name: CAMBRIDGE INSTITUTE OF TECHNOLOGY

Edit

IPR

Calendar Year	2015	2014	2013
No. of Patents Filed	2	0	0

Calendar Year	2015	2014	2013
No. of Patents Published	0	0	0
No. of Patents Granted	0	0	0
No. of Patents Licensed	0	0	0

Did your institution transferred atleast one technology in the previous three years?:

Financial Year	2015-16	2014-15	2013-14
Earning From Patents (Amount in Rupees)	0	0	0
Enter Amount in Words	Zero	Zero	Zero

Sponsored Research Details

Financial Year	2015-16	2014-15	2013-14
Total no. of Sponsored Projects	1	1	1
Total no. of Funding Agencies	1	1	1
Total Amount Received (Amount in Rupees)	5000000	2990000	3685000
Amount Received in Words	Fifty Lakhs Rupees Only	Twenty Nine Lakhs Ninety Thousand Rupees Only	Thirty Six Lakhs Eight Five Thousand Rupees Only

Consultancy Project Details

Financial Year	2015-16	2014-15	2013-14
Total no. of Consultancy Projects	0	0	0
Total no. of Client Organizations	0	0	0
Total Amount Received (Amount in Rupees)	0	0	0
Amount Received in Words	Zero	Zero	Zero

Executive Development Programs (Minimum one year duration)

Financial Year	2015-16	2014-15	2013-14
----------------	---------	---------	---------

Financial Year	2015-16	2014-15	2013-14
Total no. of Executive Development Programs	2	5	1
Total no. of Participants	81	194	35
Total Annual Earnings (Amount in Rupees)	100000	328000	4000
Total Annual Earnings in Words	One Lakh Rupees Only	Three Lakh twenty Eight Thousand Rupees Only	Four Thousand Rupees Only


[Home](#)
[About NIRF](#)
[Parameters](#)
[Documents](#)
[Feedback](#)
[Ranking](#)
[Contact](#)

Copyright © 2015, National Institutional Ranking Framework (NIRF), 2015 MHRD. All rights reserved.


Supported Browsers



[Back to Top](#)



National Institutional Ranking Framework
 Ministry of Human Resource Development
 Government of India



Welcome to


Data Capturing System: ENGINEERING

Institute ID: IR17-ENGG-2-14171

Institute Name: CAMBRIDGE INSTITUTE OF TECHNOLOGY

[Back to Top](#)

[DCS HOME PAGE](#)
[Change Password](#)
[Logout](#)



National Institutional Ranking Framework
Ministry of Human Resource Development
Government of India



[HOME](#)[ABOUT](#)[NIR](#)[PARAMETERS](#)[DOCUMENTS](#)[RANKING](#)[FEEDBACK](#)[CONTACT](#)

2017

2016

Welcome to Data Capturing

System: ENGINEERING

Institute Name: CAMBRIDGE INSTITUTE OF TECHNOLOGY (IR17-ENGG-2-14171)

Student Details

Faculty Details

Facilities

IPR / Research Funding

PCS Facilities

Upload Format

Declaration

Open Preview Modal Popup

×

PH Facility

Institute ID: IR17-ENGG-2-14171

Institute Name: CAMBRIDGE INSTITUTE OF TECHNOLOGY

Edit

PCS Facilities: Facilities of physically challenged students

1. Do your institution buildings have Lifts/Ramps?	Yes, in all the buildings
2. Does your institution have provision for walking aids, including wheelchairs and transportation from one building to another for handicapped students?	No
2. Do your institution have provision for walking aids, including wheelchairs and transportation from one building to another for handicapped students?	Yes, in all the buildings
3. Do your institution buildings have specially designed toilets for handicapped students?	Yes, in all the buildings
5. Do you have Braille lab / special lab for blind / handicapped students?	Yes
6. Do you have special facilities for blind students (such as text to audio convertor, screen magnification software, special provision for examination)?	Yes

[Home](#)
[About NIRF](#)
[Parameters](#)
[Documents](#)
[Feedback](#)
[Ranking](#)
[Contact](#)


Copyright © 2015, National Institutional Ranking Framework (NIRF), 2015 MHRD. All rights reserved.

Supported Browsers



[Back to Top](#)

[DCS HOME PAGE](#)
[Change Password](#)
[Logout](#)



National Institutional Ranking Framework
 Ministry of Human Resource Development
 Government of India



[HOME](#)
[ABOUT](#)
[NIRF](#)
[PARAMETERS](#)
[DOCUMENTS](#)
[RANKING](#)
[FEEDBACK](#)
[CONTACT](#)

2017

2016

Welcome to Data Capturing System: ENGINEERING

Institute Name: CAMBRIDGE INSTITUTE OF TECHNOLOGY (IR17-ENGG-2-14171)

[Student Details](#)

[Faculty Details](#)

[Facilities](#)

[IPR / Research Funding](#)

[PCS Facilities](#)

[Upload Format](#)

[Declaration](#)

Open Preview Modal Popup

×

Upload Format

Institute ID: IR17-ENGG-2-14171

Institute Name: CAMBRIDGE INSTITUTE OF TECHNOLOGY

[Edit](#)

Prescribed Formats

Srno	Format Name	Download
1	Consultancy Project Details (Parameter 2D)	View/Download Prescribed Format

Srno	Format Name	Download
2	Entrepreneurship Details (Parameter 3A)	View/Download Prescribed Format
3	Executive Development Program Details (Parameter 2D)	View/Download Prescribed Format
4	Placement Data (Parameter 3A)	View/Download Prescribed Format
5	Higher Studies Data (Parameter 3A)	View/Download Prescribed Format
6	Sponsored Research Details (Parameter 2D)	View/Download Prescribed Format
7	Top University Details (Parameter 3D)	View/Download Prescribed Format
8	Top University Details (Parameter 5D)	View/Download Prescribed Format

Have you uploaded the all prescribed formats in your website/url/weblocation?:

www.citech.edu.in

Home
 About NIRF
 Parameters
 Documents
 Feedback
 Ranking
 Contact

Copyright © 2015, National Institutional Ranking Framework (NIRF), 2015 MHRD. All rights reserved.

Supported Browsers

Back to Top



Institute Name	
India Ranking 2017 ID	
Discipline	

Parameter	Consultancy Projects						
	S.No.	Financial Year	Name of faculty (Chief Consultant)	Client Organization	Title of Consultancy of project	Amount received (in Rupees)	Amount received (in words)
2D.FPPP	1	2015-16	NiL	NiL	NiL	NiL	NiL
			NiL	NiL	NiL	NiL	NiL
			NiL	NiL	NiL	NiL	NiL
			NiL	NiL	NiL	NiL	NiL
	2	2014-15	NiL	NiL	NiL	NiL	NiL
			NiL	NiL	NiL	NiL	NiL
			NiL	NiL	NiL	NiL	NiL
			NiL	NiL	NiL	NiL	NiL
	3	2013-14	NiL	NiL	NiL	NiL	NiL
			NiL	NiL	NiL	NiL	NiL
			NiL	NiL	NiL	NiL	NiL
			NiL	NiL	NiL	NiL	NiL

Institute Name				
India Rankings 2017 ID				
Discipline				
Parameter	Entrepreneurship			
3A.GPHE	S.No.	Name of the Student/Alumni/Faculty entrepreneur	Graduating year(applicable for student/alumni)	Name of the company incubated
	1	RAVINDRA.N.V	2014	VENX INNOVATION

Institute Name	
India Rankings 2017 ID	
Discipline	

Parameter	Full time Executive Programs of one year duration						
2D.FPPP	S.No.	Academic Year	Name of the program	Duration	No. of Students	Amount Received (In Rupees)	Amount received (in words)
	1	2015-16	Advanced Cloud Computing	10 Days	11	60,000.00	
			EMC2 Cloud Infrastructure Services	10 Days	70	45,500.00	
	2	2014-15	Microsoft	1 Week	35	50,000.00	
			ORACLE WDP-ORACLE 11g	10 Days	35	4,000.00	
			ORACLE WDP-ORACLE 11g	10 Days	50	6,000.00	
			Catia V5 Training Program	09 Days	44	2,64,000.00	
			ORACLE WDP-JAVA	10 Days	30	4,000.00	
	3	2013-14	ORACLE WDP-ORACLE 11g	10 Days	35	4,000.00	

Institute Name	
India Rankings 2017 ID	
Discipline	

Parameter	Placement							
3A.GPHE	S.No.	Academic Year	Name of the Company	No of students recruited	Minimum salary Offered	Maximum salary offered	Average salary offered	Median salary offered
	1	2015-16	Techgini	1			3LPA	
			iGATE	8			3LPA	
			CEGEDIM	4	2.75LPA			
			NTT DATA	7	2.7LPA			
			Hashedin Technologies	1		6LPA		
			Informatica	2		6.5LPA		
			Aricent	2			3.5LPA	
			CAPGEMINI	5			3.2LPA	
			Nokia (Internship)	3		6LPA		
			HP	19		5LPA		
			IBM	13			3LPA	
			Aricent Technologies Limited	1			3.5LPA	
			CSC India Ltd	4			3LPA	
			Unisys Global Services India	7			3.2LPA	
			Healthasyst	1			3LPA	
			First American (India)	6			4LPA	
			Mphasis	4	2.5LPA			
			Accord software	4			3LPA	
			TCS	6			3.2LPA	
			Infosys	2			3LPA	
			Aricent Technologies (Holdings) Ltd	1			3.5LPA	
			Quinnox consultancy Services	2	2.7LPA			
			ACEIC Design Technologies	2			4LPA	
			SAP Labs India Private Limited.	1			4LPA	
			Emids technology	1			4LPA	
			EMC ²	1		5LPA		
			Practo Technologies	1			3.5LPA	

		FLUTURA BUSINESS	1			3LPA	
2	2014-15	HP (Development)	2			5LPA	
		HP (Tech Support)	2	2.7LPA			
		HP (Customer Solution Technician)	1	2.5LPA			
		MPHASIS	9	2.7LPA			
		Hurix(aspire infolabs)	1	2.4LPA			
		Poornam Infovision	2	2.3LPA			
		PEOL	1			3LPA	
		Yodlee	3			4.8LPA	
		NTT DATA	2	2.7LPA			
		UST Global	16			3LPA	
		COGNIZANT	9			3LPA	
		TCS	10			3.2LPA	
		INFOSYS	5			3LPA	
		HP	8			5LPA	
		MICROLAND	5			3LPA	
		IBM	1			3LPA	
		NURTURE SOFTWARE	2	2.5LPA			
		STS	1	2.5LPA			
		AMAZON	1	2.5LPA			
		INFINITE	16	2.5LPA			
		HCL	1	2.7LPA			

		ACCENTURE	9	2.9LPA		
		ARYAKA NETWORKS	1	2.5LPA		
		TRIGENT SOLUTIONS	1	2.5LPA		
		NOKIA SOLUTIONS	2			5LPA
		HCL TECHNOLOGIES	1			3LPA
		GRAY MATTER SOFTEARE P LTD	1	2.5LPA		
		MAGNA INFO TECH	2	2.4LPA		
		ORACLE	1			3LPA
		SYNTEL	2	2.7LPA		
		Flipkart	1			3LPA
		Huawei Technologies India pvt. ltd	1	2.75LPA		
		HEWLETT PACKARD	1			5LPA
		Prolific Systems & Technologies P Ltd	1	2.75LPA		
		Practo technologies pvt. ltd	1			3.5LPA
		Clock software solutions	1	2.5LPA		
		Magna infotech.	1	2.4LPA		
3	2013-14	Quinnox Consultancy	1	2.7LPA		
		Razorthink Software P Ltd	2			3LPA
		UST Global	5			3LPA
		Clearpath Technology	1	2.4LPA		
		RINAC	1	2.7LPA		
		TATA CMC	5	2.5LPA		
		HP	8	2.7LPA		
		IBM	7			3LPA
		MPHASIS	2	2.7LPA		
		KNIGHT FRANK	2	2.4LPA		
		PURPLISTA	1	2.4LPA		
		DIVUM	2	2.2LPA		
		GRAY MATTER	1	2.5LPA		
		6D TECHNOLOGIES	1			3LPA
		NURTURE SOFTWARE SOLUTIONS P LTD.	1	2.5LPA		

NAGARJUNA HYDRO ELECTRIC	1	2.2LPA			
HUAWEI TECHNOLOGY	2	2.7LPA			
APTEAN	1			3LPA	
BLUNKIT	1	2.4LPA			
MICROLAND	1			3LPA	
ACCORD SOFTWARE	1			3LPA	
HASKELL	1	2.5LPA			
VIRTUSA	1	2.5LPA			
HURIX	1	2.4LPA			
IGATE	1			3LPA	
ACCENTURE	1			3LPA	
COGNIZANT	2			3LPA	
QUINNOX	1	2.7LPA			
IBM	1			3LPA	
BIFORTIS	1	2.4LPA			

Institute Name					
India Rankings 2017 ID					
Discipline					
Parameter	Students opting for higher studies				
3A.GPHE	S.No.	Graduating year of the Student	SL NO	Name of the University/Institutions	Number of Students admitted
	1	2015-16	1	DSCE, Bangalore	LEKHANA N.P
			2	CMRIT, Bangalore	MOUMITA MANNA
			3	BMSIT, Bangalore	SARIKA
			4	UVCE	POOJA
			5	VTU	MAHESH
			6	SSN CHENNAI	BHUVANESHWARI
			7	NHCE, Bangalore	HIMANSHU KUMAR B
			8	MS –San Diego State University	NEHA
	2	2014-15	1	IITK	A GAUTHAM
			2	DSCE, Bangalore	ANJANA S PILLAI
			3	NHCE, Bangalore	ARUN KUMAR M
			4	NHCE, Bangalore	KIRAN KUMAR H M
			5	CMRIT, Bangalore	KUSHAL B
			6	MSRIT, Bangalore	MANASA M
			7	AMC, Bangalore	N REVATHI
			8	AMC, Bangalore	PAREVEENA KUMARI R
			9	DSCE, Bangalore	R MOUNIKA
			10	DSCE, Bangalore	RAHUL RAJ M K
			11	UVCE, Bangalore	RAJASHEKAR Y
			12	CMRIT, Bangalore	RAKSHITHA M B
			13	UVCE, Bangalore	RASHMI B HALAGERI
			14	RNSIT, Bangalore	SOWMYA K
			15	CMRIT, Bangalore	VASANTHI D R
			16	NI mysore	YASHU T R
			17	RNSIT, Bangalore	MOHAMMAD ZAHID FAZAL
			18	DSCE, Bangalore	VIKAS A
	3	2013-14	1	Dr.AIT, Bangalore	AKSHATHA RAO.L
			2	HKBK, Bangalore	FARZANA TAJ Z
			3	MSRIT, Bangalore	MONICA M
			4	MSRIT, Bangalore	AJITHBABU P M
			5	NHCE, Bangalore	GOWRI S
			6	Acharya college bangalore	BALAJI V S
			7	MVJCE, Bangalore	ARJUN AYAGIRI T M
			8	VITE, Tamilnadu	NITHIN S

Institute Name	
India Rankings 2017 ID	
Discipline	

Sponsored Research Projects									
Parameter	S.No.	Financial Year	Name of Faculty (Principal Investigator)	Name of the Funding agency	Title of the Project	Sanctioned order no.	Sanctioned date	Amount Received (In Rupees)	Amount received (in words)
2D.FPPP	1	2015-16	Dr.K. Elangovan(Co-PI)	INDO –UK Higher Education partnership Programme – Royal Academy of Engineering, Newton Bhabha	Proficiency development in engineering analysis for employability enhancement of young engineers through an approach based on industry integration and certification	HEPI/1516/41	17.Mär.16	5,000,000.00	Fifty Lakhs Only
			Dr.K. Elangovan(Co-PI)	DST – National Program on Micro Air Vehicle	Additive Manufacturing System based on Micro Mechanical Inhibition for 3D Printing of Metals and Plastics	DST/TSG/AMT/2015/274-G	30/03/2016	5,00,96,00.00	Fifty Lakhs Nine Thousand Six Hundred Only
	2	2014-15	Dr.K. Elangovan	SERB – DST (Scheme for Young Scientist)	Studies on the development of stereolithography (rapid prototyping) based composites for unmanned air vehicle related applications	SB/FTP/ETA-0193/2014	08.Jul.15	29,90,000.00	Twenty Nine Lakhs Ninty Thousand Only
			Dr.K. Elangovan(Co-PI)	DST – National Program on Micro Air Vehicle	Development of autonomous VTOL Ornithopter with mono plane and biplane configuration with hovering ability	DARO/081102072/M/I/VE-18	26 /04/2012	36,85,000.00	Thirty Six Lakhs & Eighty Five Thousand Only
	3	2013-14	Dr.K. Elangovan	Vision Group of Science and Technology	Design and Development fabrication of surveillance capable multicopter platform	VGST/TRIP/2012-13/242	22-12-2012	40,000.00	Forty Thousand Only
			Dr.K. Elangovan	Visvesvaraya Technology University, Belgaum	“Investigation on the application of Ultra sonic impact treatment for enhancing the fatigue performance of Titanium Welds”	VTU/Aca./2011-12/A-9/762	05.05.2012	7,20,000.00	7 Lakhs & Twenty Thousand Only
			Dr.K. Elangovan	Visvesvaraya Technology University, Belgaum	Ergonomically design and developing a foot switch for medical application	VTU/PS/2012-13/1145	17/05/2012	50,000.00	Fifty Thousand Only

Institute Name						
India Rankings 2017 II						
Discipline						
Parameter	Details of Top Universities from where students have enrolled in your institution to pursue higher studies					
5D.PRCMP	S.No.	Name of student	Name of top University/Institution from where student graduated	Graduating year	Program enrolled in your institution(PG/PhD)	Year of admission
	1	ABHILASHA S M	VTU, BELAGAVI	2014	M.TECH	2015
	2	AISHWARYA LAKSHMI R	JHTU, AP	2005	M.TECH	2015
	3	B. BHASKARA RAO	JNTU, AP	2013	M.TECH	2015
	4	GAYATHRI M	VTU, BELAGAVI	2013	M.TECH	2015
	5	H C SUDHEENDRA MOULI	VTU, BELAGAVI	2008	M.TECH	2015
	6	JAGTAP SHIVAKKUMAR GANANAN	VTU, BELAGAVI	2010	M.TECH	2015
	7	LOHITH	VTU, BELAGAVI	2013	M.TECH	2015
	8	M HARISH RAO	VTU, BELAGAVI	2013	M.TECH	2015
	9	NAVEEN WALI	VTU, BELAGAVI	2011	M.TECH	2015
	10	NISHA T S	University of Kelara	2012	M.TECH	2015
	11	PAVAN K	VTU, BELAGAVI	2013	M.TECH	2015
	12	PAVITHRA R	VTU, BELAGAVI	2013	M.TECH	2015
	13	PRAVEEN RAJA T R	VTU, BELAGAVI	2014	M.TECH	2015
	14	SAHANA PATIL	VTU, BELAGAVI	2012	M.TECH	2015
	15	SOWMYA T	University of Kelara	2010	M.TECH	2015
	16	SUMAN GANACHARI	VTU, BELAGAVI	2015	M.TECH	2015
	17	SUMANTH N	VTU, BELAGAVI	2012	M.TECH	2015
	18	SUSHMITHA RANI G N	VTU, BELAGAVI	2015	M.TECH	2015
	19	UZMA TAJ	VTU, BELAGAVI	2015	M.TECH	2015
	20	VANITHA L B	VTU, BELAGAVI	2014	M.TECH	2015
	21	VIRUPAKSHA S	BU	2014	M.TECH	2015
	22	ABHISHEK S	VTU, BELAGAVI	2015	M.TECH	2015
	23	KARTHIK K	VTU, BELAGAVI	2015	M.TECH	2015
	24	MAHAVEER JAIN	VTU, BELAGAVI	2012	M.TECH	2015
	25	PRAVEEN	KUVEMPU UNIVERSITY	2011	M.TECH	2015
	26	RAJU CHIKKANNUVAR	VTU, BELAGAVI	2010	M.TECH	2015
	27	SHARATH DUPATANE	VTU, BELAGAVI	2012	M.TECH	2015
	28	TEJAS A	VTU, BELAGAVI	2012	M.TECH	2015
	29	VENUGOPALA	VTU, BELAGAVI	2011	M.TECH	2015
	30	WASEEM AKRAM A	VTU, BELAGAVI	2009	M.TECH	2015
	31	SHRUTHI U	VTU, BELAGAVI	2013	M.TECH	2015
	32	SHRUTHI N	VTU, BELAGAVI	2006	M.TECH	2015
	33	RAGHUNATHA M	VTU, BELAGAVI	2015	M.TECH	2015
	34	RAJANI M	VTU, BELAGAVI	2015	M.TECH	2015
	35	SAPNA	VTU, BELAGAVI	2009	Ph.D	2015
	36	GEETHA P	VTU, BELAGAVI	2011	Ph.D	2015
	37	MANJUNATHA P B	UVCE, BANGALORE	2009	Ph.D	2015

Note: 1. Please enter data for students who got admitted in the year 2015-16 in your institute PG/PhD program from top institution

2. Institutions ranked as top institutions in the following ranking bodies namely India Ranking 2016, QS World Ranking 2016, THE World University Ranking 2016.